

Scaled data based on original data using
LM-79-08 Approved Method: Electrical and Photometric Measurements of Solid-
State Lighting Products

Test Report Prepared for
Cooper Lighting Solutions
(formerly Eaton)

Brand: INVUE

Report Number: P141903

Luminaire Tested: **EMM-F01-LED-E1-T3-8030**

Issue Date: 03/03/2020

Test Information

Test Method: LM-79-08
Report Number: P141903
REPORT IS SCALED FROM IESNA LM-79-08 TEST DATA (P33683)
Test Lab: INNOVATION CENTER-P3
Issue Date: 03/03/2020
Manufacturer: COOPER LIGHTING SOLUTIONS (FORMERLY EATON)
Product Line: INVUE
Catalog Number: EMM-F01-LED-E1-T3-8030
Description: EPIC MODERN MEDIUM DECORATIVE LED LUMINAIRE
(1) LIGHTBARS WITH AccuLED OPTICS - TYPE 3
Light Source: (7) 3000K CCT, 80 CRI LEDs
Ballast/Driver: -

Summary

Lumens per Lamp: N/A
Luminaire Lumens: 2045.8 lumens
Efficiency: N/A
Efficacy: 79.0 lumens/watt
Luminous Opening: Rectangular (W 0.17' x L: 1' x H: 0')
IES Classification: Type III - Short - Semi-Cutoff
BUG Rating: B1 - U0 - G1

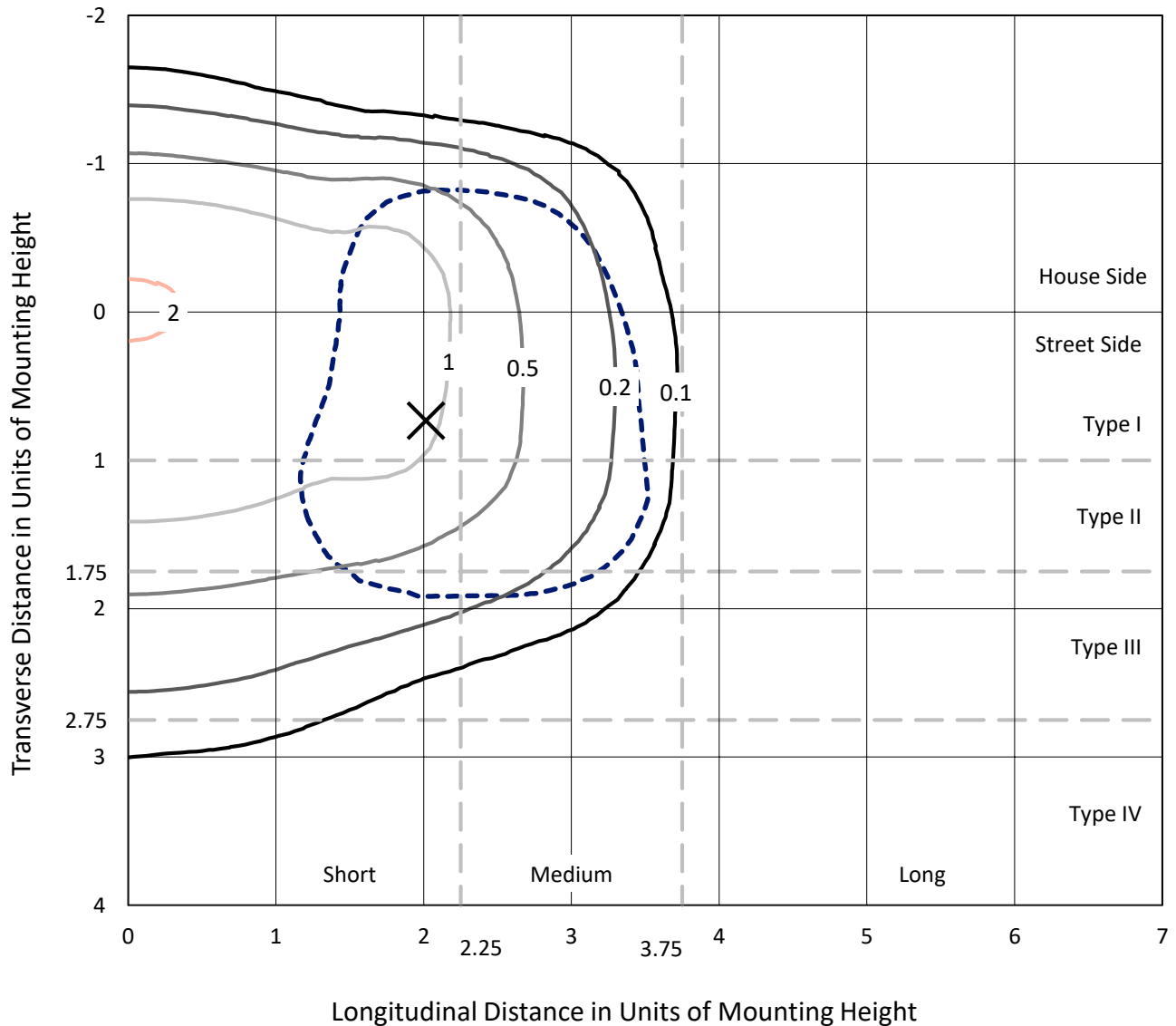
Input Watts (W): 25.9
Input Voltage (V): NR
Input Current (Ain): NR
Voltage Rise (V): NR
Power Factor: NR
Total Harmonic Distortion (THDi): NR
Frequency (hertz): 60
Stabilization Time: NR
Operation Time: NR
Ambient Temperature (°C): NR
Test Distance: 25 FT



REPORT NUMBER: P141903
 CATALOG NUMBER: EMM-F01-LED-E1-T3-8030

Iso-Footcandle Lines of Horizontal Illumination

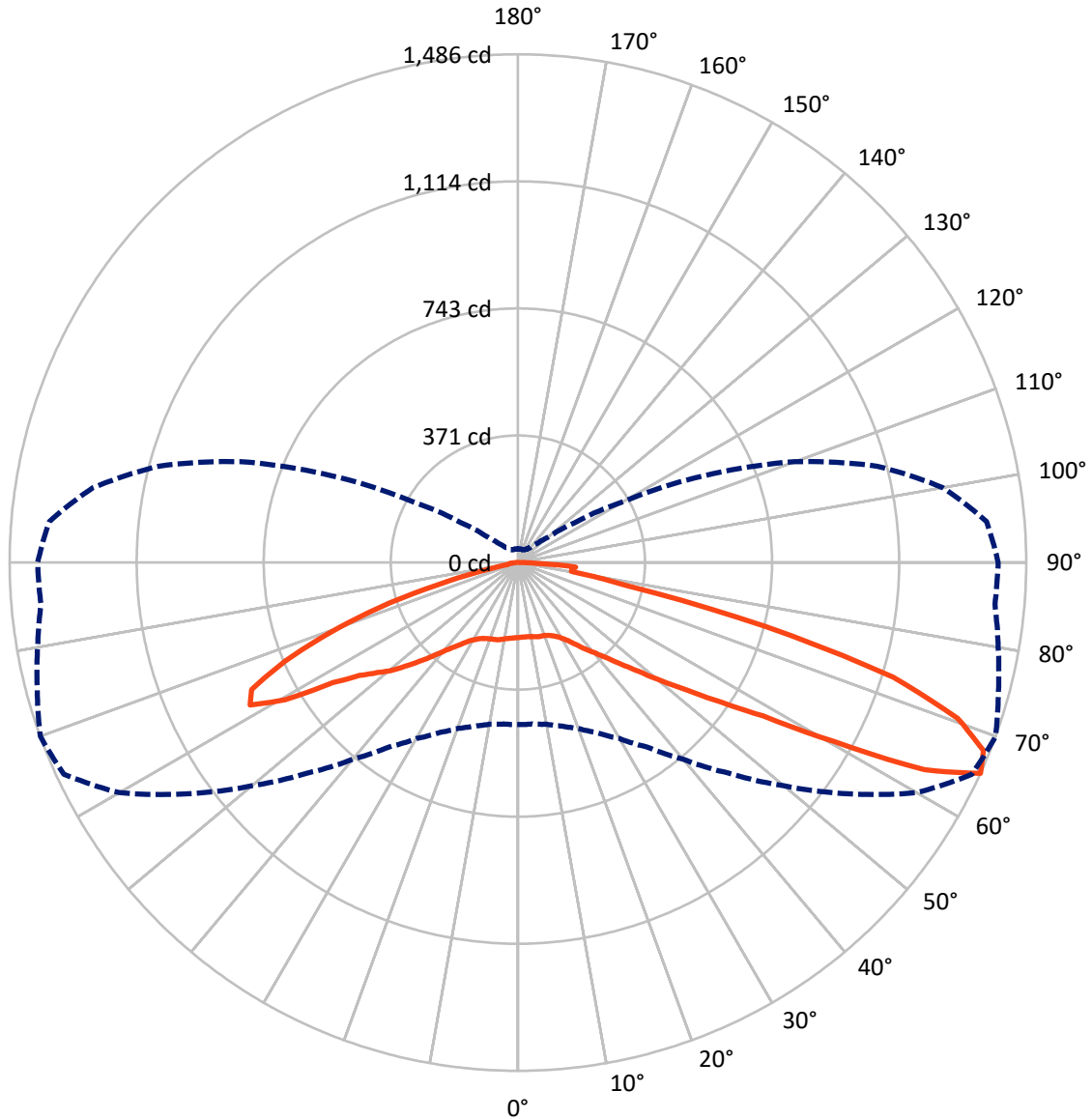
× Max cd
 - - - 1/2 Max cd



Based on 10 foot mounting height. Maximum calculated value = 2.2 fc
 Type III - Short - Semi-Cutoff

REPORT NUMBER: P141903
CATALOG NUMBER: EMM-F01-LED-E1-T3-8030

Luminous Intensity Polar Plot



— Vertical Plane Through 70-Deg Lateral - - - Horizontal Cone Through 65-Deg Vertical

REPORT NUMBER: P141903

CATALOG NUMBER: EMM-F01-LED-E1-T3-8030

FLUX DISTRIBUTION:

		Downward	Upward	Total
House Side	Lumens	690.6	0.0	690.6
	% Fixture	33.8	0.0	33.8
Street Side	Lumens	1355.2	0.0	1355.2
	% Fixture	66.2	0.0	66.2
Total	Lumens	2045.8	0.0	2045.8
	% Fixture	100.0	0.0	100.0

Coefficient of Utilization

ZONAL LUMENS:

Zone	Lumens	% Fixture
0°-10°	21.1	1.0
10°-20°	62.5	3.1
20°-30°	107.5	5.3
30°-40°	172.2	8.4
40°-50°	282.0	13.8
50°-60°	441.4	21.6
60°-70°	620.4	30.3
70°-80°	293.6	14.3
80°-90°	45.1	2.2
90°-100°	0.0	0.0
100°-110°	0.0	0.0
110°-120°	0.0	0.0
120°-130°	0.0	0.0
130°-140°	0.0	0.0
140°-150°	0.0	0.0
150°-160°	0.0	0.0
160°-170°	0.0	0.0
170°-180°	0.0	0.0
0°-90°	2045.8	100.0
0°-180°	2045.8	100.0



REPORT NUMBER: P141903

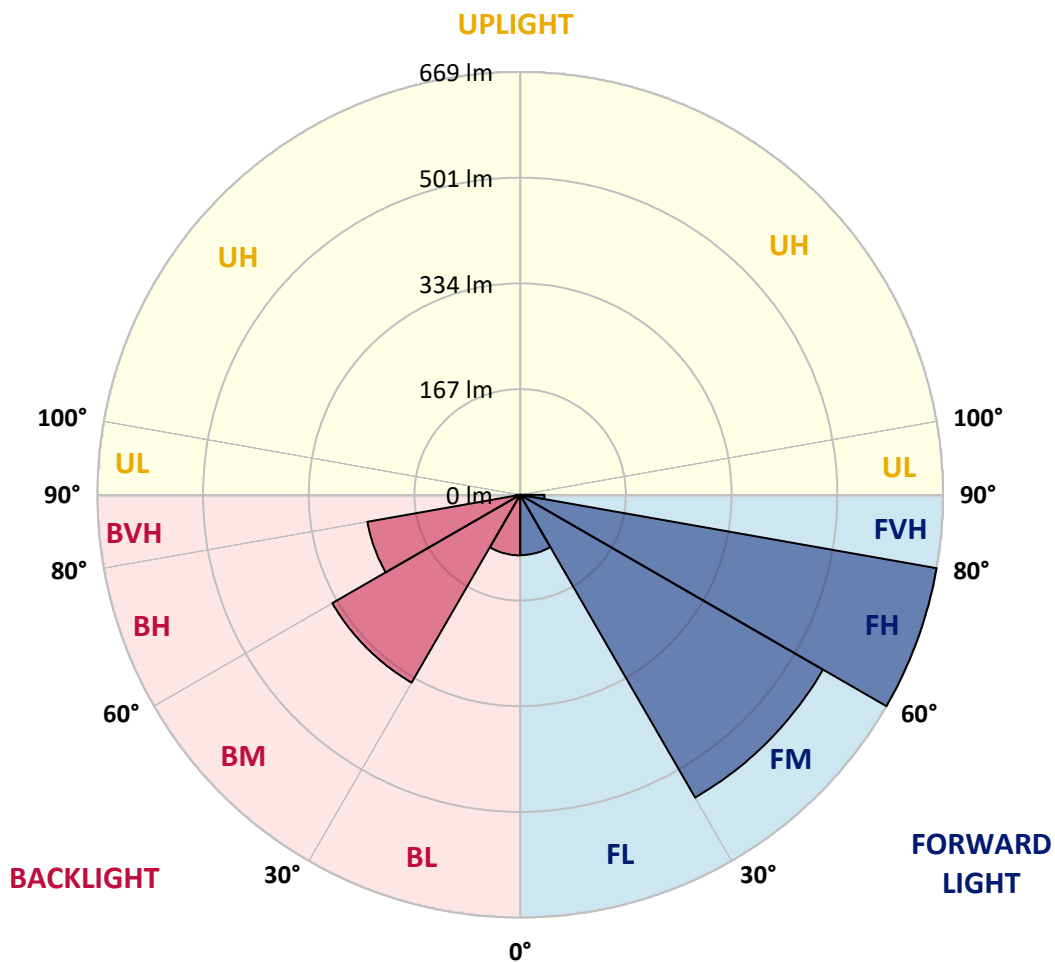
CATALOG NUMBER: EMM-F01-LED-E1-T3-8030

LUMINAIRE CLASSIFICATION SYSTEM LUMEN TABLE AND BUG RATING:

Zone		Lumens	% Fixture	Zone Rating/Lumen Limit		
				B	U	G
FL	(0°-30°)	95.3	4.7			
FM	(30°-60°)	552.8	27.0			
FH	(60°-80°)	668.6	32.7			G1/1800
FVH	(80°-90°)	38.4	1.9			G1/100
BL	(0°-30°)	95.8	4.7	B0/110		
BM	(30°-60°)	342.9	16.8	B1/1000		
BH	(60°-80°)	245.3	12.0	B1/500		G1/500
BVH	(80°-90°)	6.7	0.3			G0/10
UL	(90°-100°)	0.0	0.0		U0/0	
UH	(100°-180°)	0.0	0.0		U0/0	

BUG Rating: B1-U0-G1

Type III Short





REPORT NUMBER: P141903

CATALOG NUMBER: EMM-F01-LED-E1-T3-8030

CANDELA DISTRIBUTION (FULL):

	0°	5°	10°	15°	20°	25°	30°	35°	40°	45°	50°
0°	219.2	219.2	219.2	219.2	219.2	219.2	219.2	219.2	219.2	219.2	219.2
2.5°	218.1	218.3	218.3	217.8	217.8	218.1	218.1	218.3	218.3	218.3	218.5
5°	218.1	218.3	218.3	218.1	217.8	218.3	218.1	218.3	218.3	218.3	218.3
7.5°	217.6	217.8	217.8	217.6	217.8	218.1	218.1	218.5	218.8	218.8	219.0
10°	215.3	215.5	215.8	215.8	216.2	216.9	217.1	218.1	218.3	219.0	219.5
12.5°	211.1	211.1	211.6	212.0	212.7	214.1	214.8	216.2	217.4	218.3	219.9
15°	207.4	207.4	207.9	208.1	209.5	210.4	211.8	213.4	215.5	217.4	219.9
17.5°	209.3	209.3	209.0	208.8	209.0	209.0	210.2	211.8	213.7	216.2	219.5
20°	216.5	216.2	215.3	214.8	214.6	213.7	213.0	212.7	213.7	215.5	218.8
22.5°	222.7	222.3	222.0	221.6	222.3	221.8	220.9	219.7	218.3	217.6	219.5
25°	226.4	226.7	226.7	226.7	228.1	228.5	229.0	227.6	226.0	223.7	223.9
27.5°	231.5	231.8	231.3	232.2	233.9	235.0	236.2	237.1	236.2	234.8	233.2
30°	242.5	242.5	241.8	242.5	243.9	245.0	246.6	248.3	248.3	246.9	245.3
32.5°	253.8	254.1	254.1	254.5	256.6	257.6	259.9	261.5	262.7	261.7	262.7
35°	267.5	267.3	268.0	268.2	271.5	272.7	277.3	278.5	280.3	280.8	281.5
37.5°	290.3	290.8	289.4	288.4	291.2	291.2	297.3	300.5	300.1	303.3	305.6
40°	327.0	324.9	324.2	323.7	325.4	325.1	324.9	329.3	331.4	331.9	333.0
42.5°	367.6	368.3	367.6	369.3	369.3	368.1	367.2	366.5	370.4	373.0	373.5
45°	415.3	416.2	414.8	413.6	416.6	418.3	418.3	420.1	423.4	424.5	423.8
47.5°	453.3	455.9	454.7	456.4	461.2	466.8	474.2	479.1	482.6	485.9	491.0
50°	487.7	488.9	491.7	497.0	504.2	513.0	525.1	537.2	544.2	552.3	558.3
52.5°	508.6	512.1	516.3	525.1	537.2	549.5	568.1	587.8	605.5	614.5	621.7
55°	521.2	523.7	529.3	541.4	558.3	576.7	599.9	627.1	650.5	670.5	686.1
57.5°	520.7	522.8	530.4	543.7	563.9	586.9	615.9	649.8	684.4	717.6	746.9
60°	510.7	512.6	520.2	534.4	556.5	583.9	618.7	660.3	707.2	757.1	808.4
62.5°	495.4	496.8	503.5	517.7	540.0	569.2	610.1	664.7	731.3	810.1	909.7
65°	473.8	473.8	480.1	494.7	516.0	548.8	593.9	658.0	750.2	870.0	1014.9
67.5°	442.0	442.0	447.1	459.1	475.9	498.6	543.7	610.3	707.7	851.2	1020.7
70°	381.8	382.7	382.7	390.2	397.6	407.8	429.2	480.3	571.6	711.8	878.6
72.5°	279.9	262.9	276.1	288.2	296.6	302.2	314.5	330.5	376.5	481.7	632.6
75°	176.3	180.7	190.7	204.4	225.0	246.4	269.9	279.9	275.7	288.2	389.7
77.5°	106.8	103.1	112.9	133.3	156.5	185.6	229.5	267.5	289.4	288.0	275.9
80°	46.2	45.1	51.6	61.3	72.7	98.9	139.1	191.4	249.4	283.1	278.0
82.5°	16.5	16.7	21.1	25.1	30.2	38.8	55.0	88.0	139.6	198.8	245.7
85°	4.9	5.3	7.4	10.5	11.8	13.5	18.6	27.6	47.1	75.2	133.8
87.5°	1.4	1.6	2.1	3.7	3.5	3.3	3.7	5.8	4.4	3.7	18.6
90°	0.0	0.0	0.0	0.0	0.0	0.0	0.0	0.0	0.0	0.0	0.0



REPORT NUMBER: P141903

CATALOG NUMBER: EMM-F01-LED-E1-T3-8030

CANDELA DISTRIBUTION (continued):

	55°	60°	65°	70°	75°	80°	85°	90°	95°	100°	105°
0°	219.2	219.2	219.2	219.2	219.2	219.2	219.2	219.2	219.2	219.2	219.2
2.5°	218.3	218.3	218.3	218.5	218.3	218.3	218.5	218.5	218.8	219.0	219.5
5°	218.1	218.1	218.3	218.3	218.3	218.5	218.8	219.0	219.5	220.2	220.9
7.5°	218.8	218.8	218.5	218.8	218.8	219.0	219.5	219.7	220.6	221.3	222.5
10°	219.5	219.5	219.7	219.9	219.9	220.4	221.1	221.3	222.3	223.7	224.8
12.5°	220.4	221.1	222.0	222.5	223.0	223.4	224.1	224.6	225.7	227.6	229.0
15°	221.1	222.7	223.7	224.8	225.5	225.7	226.4	227.4	228.5	230.4	232.0
17.5°	221.1	223.2	224.6	225.7	226.9	227.6	228.3	229.2	230.9	232.7	234.3
20°	220.9	223.9	225.7	227.6	229.7	230.4	231.5	232.5	234.3	236.7	237.8
22.5°	222.0	225.5	228.1	231.3	233.6	235.5	236.9	238.5	239.9	241.5	242.0
25°	225.5	229.0	233.2	237.1	240.4	243.2	245.0	246.4	248.0	248.7	247.8
27.5°	231.3	233.9	239.7	245.5	250.6	254.1	256.2	258.0	258.5	259.9	256.4
30°	241.8	242.9	249.0	257.3	263.1	268.9	271.7	273.6	273.8	272.9	266.8
32.5°	259.0	256.9	262.2	273.4	282.2	287.1	291.5	292.6	291.9	288.9	279.2
35°	279.9	276.6	279.2	295.4	305.2	312.4	316.6	317.7	316.1	310.7	297.3
37.5°	305.6	304.5	305.6	321.2	338.1	344.9	346.7	348.1	344.2	334.4	316.8
40°	334.2	334.4	333.0	347.2	368.6	378.3	382.7	379.7	374.8	360.9	341.4
42.5°	373.7	372.3	367.4	380.2	407.6	417.6	421.5	419.2	414.3	396.7	373.9
45°	425.9	421.3	416.6	423.4	449.9	462.9	468.7	467.0	458.5	437.1	415.7
47.5°	489.8	484.9	476.3	475.2	501.9	517.2	519.3	516.7	510.2	488.9	462.6
50°	556.9	555.5	551.6	542.3	566.2	581.5	580.1	578.3	571.1	543.9	517.0
52.5°	626.4	629.2	626.6	620.1	645.6	651.9	652.4	646.8	638.4	613.4	576.7
55°	699.3	709.7	713.7	718.8	739.0	738.1	732.7	719.5	721.6	693.0	642.2
57.5°	776.6	808.7	834.0	845.4	864.6	870.2	856.8	861.2	859.3	829.8	749.7
60°	878.6	955.2	1021.2	1061.8	1087.8	1077.8	1096.7	1097.6	1129.4	1064.6	939.7
62.5°	1041.2	1181.9	1298.9	1334.0	1340.8	1338.4	1316.1	1338.4	1332.4	1253.4	1091.6
65°	1177.9	1345.4	1464.3	1485.7	1454.3	1425.5	1399.5	1403.9	1375.1	1260.9	1087.1
67.5°	1196.5	1363.3	1473.6	1467.6	1399.0	1345.6	1302.4	1268.5	1209.8	1106.4	955.0
70°	1049.5	1226.3	1368.4	1363.7	1268.5	1197.2	1127.1	1076.0	1016.1	936.2	792.9
72.5°	816.3	973.8	1111.5	1147.3	1053.5	974.7	910.4	845.4	783.6	707.7	617.3
75°	555.8	674.2	738.3	748.1	662.1	603.1	578.3	525.1	459.6	443.4	376.5
77.5°	322.8	368.3	348.8	322.8	259.9	190.9	145.8	124.7	125.2	143.8	137.7
80°	262.4	249.9	197.2	158.2	107.5	54.8	36.7	31.6	31.8	36.9	35.8
82.5°	270.6	277.8	228.3	159.8	110.1	58.1	27.9	20.7	24.2	26.2	25.8
85°	200.4	262.7	235.5	169.5	118.2	61.8	18.1	11.4	16.0	19.5	20.9
87.5°	56.2	88.3	68.5	45.3	33.0	11.1	7.2	6.0	7.4	10.2	10.2
90°	0.0	0.0	0.0	0.0	0.0	0.0	0.0	0.0	0.0	0.0	0.0



REPORT NUMBER: P141903

CATALOG NUMBER: EMM-F01-LED-E1-T3-8030

CANDELA DISTRIBUTION (continued):

	110°	115°	120°	125°	130°	135°	140°	145°	150°	155°	160°
0°	219.2	219.2	219.2	219.2	219.2	219.2	219.2	219.2	219.2	219.2	219.2
2.5°	219.7	220.6	220.4	220.9	221.1	221.8	222.3	222.0	222.0	222.5	223.0
5°	221.6	222.7	222.7	223.4	224.1	225.0	225.7	225.3	225.5	226.0	226.4
7.5°	223.4	224.8	225.0	225.7	226.2	226.7	227.1	226.4	226.2	226.2	226.0
10°	225.7	227.1	226.9	226.9	226.7	226.2	225.3	223.7	222.5	221.8	221.3
12.5°	229.7	230.6	229.2	227.8	225.5	223.9	221.8	219.9	218.5	217.4	216.9
15°	233.2	232.7	231.1	228.5	225.3	222.7	220.6	218.1	216.5	215.1	214.4
17.5°	235.0	233.4	231.1	228.8	226.0	223.7	221.1	218.1	215.5	213.7	212.7
20°	236.9	234.3	231.3	229.0	226.9	225.0	223.2	219.5	216.2	213.4	212.0
22.5°	239.7	236.2	233.2	231.1	229.0	227.1	225.3	221.8	218.3	214.6	212.5
25°	243.6	239.0	236.9	234.8	232.5	230.6	228.1	224.8	221.1	216.7	213.7
27.5°	249.9	245.7	243.4	241.3	238.5	235.5	232.7	228.3	224.8	219.7	215.8
30°	259.0	254.5	252.5	250.4	247.1	243.2	239.2	233.6	228.8	223.0	217.8
32.5°	270.3	268.0	265.5	262.0	257.6	252.7	246.9	239.4	232.5	225.3	218.8
35°	288.0	284.0	279.9	276.4	269.9	263.1	254.3	243.4	234.1	225.3	217.4
37.5°	308.2	304.0	298.4	292.2	282.4	271.7	259.4	245.7	233.4	222.7	213.9
40°	332.6	327.2	319.8	308.0	293.6	277.5	261.0	243.9	229.5	217.1	206.9
42.5°	364.9	353.9	339.5	322.1	301.7	279.9	259.0	239.0	222.7	209.3	199.0
45°	401.3	383.9	360.7	334.7	306.3	278.9	254.3	231.1	212.7	197.9	187.2
47.5°	440.6	413.4	379.3	342.6	306.8	273.8	245.3	219.2	198.6	182.8	169.5
50°	484.9	440.1	392.3	346.5	303.8	264.8	232.2	202.3	180.9	162.1	150.0
52.5°	523.0	463.6	401.3	344.9	293.1	249.0	210.9	181.8	156.8	140.0	128.2
55°	568.1	486.3	406.2	336.8	275.9	224.3	187.9	155.6	131.9	117.1	106.8
57.5°	644.0	524.9	410.4	320.3	247.6	193.5	156.1	125.9	107.3	94.3	87.1
60°	790.6	599.7	427.6	295.6	211.6	156.3	120.5	98.5	82.4	73.9	68.7
62.5°	886.5	650.5	419.9	257.8	165.4	117.1	88.3	71.1	61.8	55.5	53.2
65°	862.1	599.2	356.3	204.4	115.2	77.8	59.2	48.8	44.6	41.3	39.9
67.5°	740.4	483.3	258.3	132.1	72.9	47.4	38.8	34.6	32.7	31.4	31.1
70°	589.9	340.7	153.5	70.1	40.4	31.4	27.6	26.0	25.3	25.3	25.3
72.5°	428.0	196.2	75.5	37.9	27.2	23.9	22.3	21.8	21.6	21.6	21.8
75°	244.6	85.0	38.8	26.0	22.3	20.7	19.7	19.7	19.7	19.7	20.0
77.5°	85.2	38.8	27.4	21.8	19.3	18.3	17.9	18.3	18.6	18.6	18.6
80°	31.1	27.4	23.5	19.0	17.2	16.3	16.3	17.0	17.4	17.0	16.7
82.5°	24.6	21.6	19.0	16.5	15.1	14.6	14.9	15.3	15.1	14.9	14.2
85°	18.8	14.2	13.2	12.3	12.1	12.1	13.0	13.2	12.3	11.8	11.1
87.5°	9.3	7.4	6.7	7.9	7.7	7.0	7.2	7.2	6.0	5.6	5.8
90°	0.0	0.0	0.0	0.0	0.0	0.0	0.0	0.0	0.0	0.0	0.0



REPORT NUMBER: P141903

CATALOG NUMBER: EMM-F01-LED-E1-T3-8030

CANDELA DISTRIBUTION (continued):

	165°	170°	175°	180°
0°	219.2	219.2	219.2	219.2
2.5°	223.0	223.2	223.9	223.7
5°	226.2	226.4	226.9	226.9
7.5°	225.5	225.7	225.7	225.7
10°	220.2	220.2	220.6	220.6
12.5°	216.0	215.8	215.8	215.3
15°	213.4	213.0	213.2	212.5
17.5°	211.6	211.3	211.3	210.9
20°	210.9	210.4	210.2	209.7
22.5°	210.4	210.2	209.7	209.3
25°	211.6	210.4	210.2	209.7
27.5°	212.7	211.6	210.6	210.4
30°	213.9	211.8	210.6	210.2
32.5°	213.7	210.9	209.3	208.6
35°	211.1	207.6	205.5	204.8
37.5°	206.2	202.3	199.0	197.9
40°	199.3	194.2	191.1	189.5
42.5°	190.9	185.1	182.5	181.2
45°	177.2	172.6	169.5	168.4
47.5°	161.9	155.6	152.8	151.7
50°	142.1	137.0	134.7	133.1
52.5°	121.2	116.6	114.5	113.6
55°	101.0	98.7	95.5	94.8
57.5°	82.0	81.3	79.0	78.7
60°	66.7	65.5	63.9	63.9
62.5°	52.5	51.3	50.6	50.6
65°	40.4	40.2	39.7	39.5
67.5°	31.1	31.8	32.0	31.6
70°	26.0	26.2	26.2	26.2
72.5°	22.5	22.5	22.5	22.3
75°	20.4	20.4	20.0	19.7
77.5°	18.8	18.6	18.8	18.6
80°	16.5	16.3	15.8	15.3
82.5°	13.7	13.5	12.3	12.3
85°	10.7	10.0	9.1	8.1
87.5°	6.0	5.3	3.9	2.8
90°	0.0	0.0	0.0	0.0

(END OF REPORT)